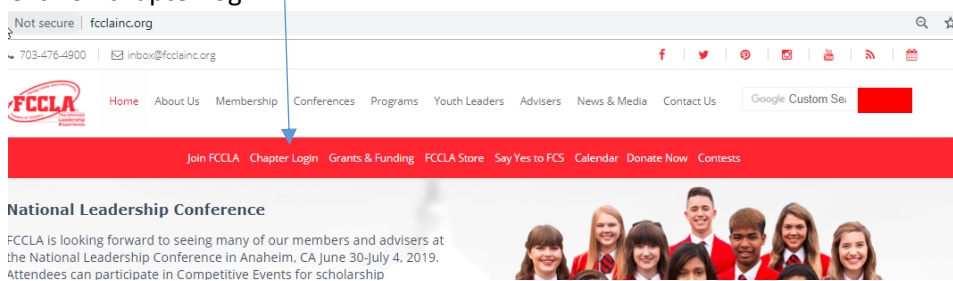


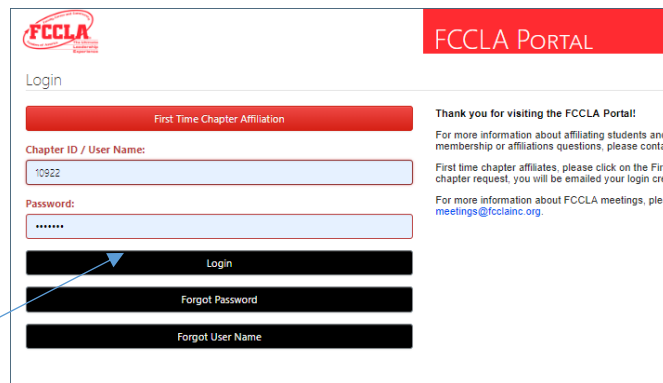
HOW TO APPLY FOR NATIONAL PROGRAMS

This is also HOW you apply for Ribbons for STATE

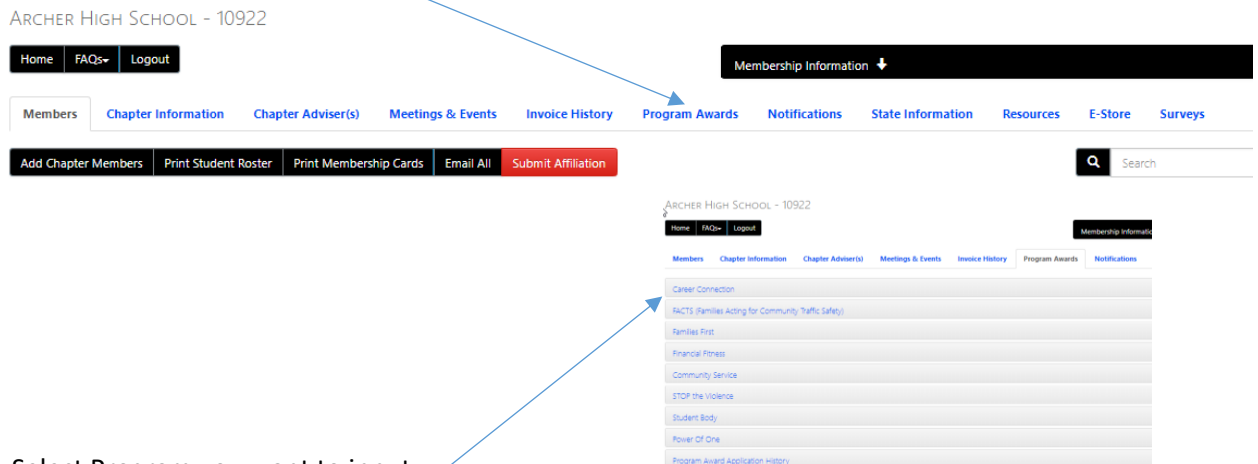
1. Go to FCCLA National website www.fcclainc.org
2. Click on chapter login



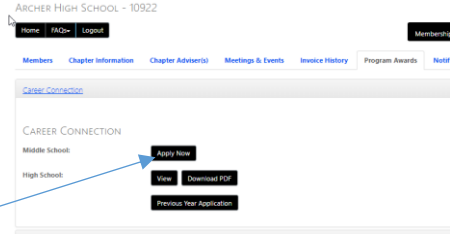
3. Login to site



4. Select Programs Awards



5. Select Program you want to input



6. Apply for your school type (middle or high school)

Career Connection/Middle Schools

1. Project Title (200 characters or less and no special characters. You must answer these questions to view your application.)

2. Project Description (2000 characters or less)

3. Please indicate the units used for your project. Check all that apply:

- My Skills
- My Life
- My Career
- My Path

Please answer the following questions to register to attend your chapter program.

4. Why did you choose to address this issue (100 words or less) 10 points

5. Please list your project's goals and objectives (200 words or less) 15 points

6. Summarize your project, including major activities, resources used, and partnerships and collaborations (500 words or less) 20 points

7. Number of Chapter Members involved in the Project 3 points

8. Number of people reached through Project Events 3 points

9. Describe your projects. Evaluation process and the results (200 words or less) 15 points

10. List the media used to promote and report on the project (200 words or less) 10 points

11. Number of people reached through Public Relations Efforts (total circulation, viewership, etc.) 5 points

12. Describe how your project promoted a better understanding of FCCLA and/or FACS education in your school or community, include ways members used their FACS education skills in the project (200 words or less) 14 points

13. Provide links to 3 photos of your project in action (you can upload your photos to a free photo sharing website such as Flickr and share the link here) 5 points

Optional upload 10 supporting files such as promotional pieces (flyers, print ads, 90 seconds of video, etc) and public relations material (newspaper articles, TV interview video, etc.) that help tell the story of your project to drop box and provide link

7. Answer the questions about Projects

1. Project title
 2. Please indicate the units used in your project. Check all that apply
 - My Skills
 - My Life
 - My Career
 - My Path
 3. Why did you choose to address this issue (100 words or less) 10 points
 4. Please list your project's goals and objectives (200 words or less) 15 points
 5. Summarize your project, including major activities, resources used, and partnerships and collaborations (500 words or less) 20 points
 6. Number of Chapter Members involved in the Project 3 points
 7. Number of people reached through Project Events 3 points
 8. Describe your projects. Evaluation process and the results (200 words or less) 15 points
 9. List the media used to promote and report on the project (200 words or less) 10 points
 10. Number of people reached through Public Relations Efforts (total circulation, viewership, etc.) 5 points
 11. Describe how your project promoted a better understanding of FCCLA and/or FACS education in your school or community, include ways members used their FACS education skills in the project (200 words or less) 14 points
 12. Provide links to 3 photos of your project in action (you can upload your photos to a free photo sharing website such as Flickr and share the link here) 5 points
- Optional upload 10 supporting files such as promotional pieces (flyers, print ads, 90 seconds of video, etc) and public relations material (newspaper articles, TV interview video, etc.) that help tell the story of your project to drop box and provide link

This is specific to the PROGRAM you are doing

https://help.flickr.com/en_us/upload-photos-and-videos-to-flickr-BkE9nXo1X

HOW TO Upload photos and videos to Flickr

1. Click the **Upload** icon at the top right of the page.
2. Click Choose **photos** and videos.
3. Select your items and click Open.
4. Add or edit title, description, tags, people, albums, or groups.
5. Confirm owner settings - license, privacy, content filters.
6. Click **Upload**.